

CopiOs[®] Cancellous Particulate Xenograft

A Tutoplast-Processed Xenograft Solution



100% natural mineralized cancellous bone matrix with retained collagen and interconnected pores.

1 Predictable Remodeling and Regeneration

- CopiOs Cancellous Particulate Xenografts are mineralized cancellous bovine bone chips designed for large and small bone defects¹
- In small defects they have been reported to rapidly remodel into vital bone¹
- During the remodeling process CopiOs Cancellous Particulate Xenografts act as an osteoconductive scaffold for new bone formation^{1,2}
- Retains osteoconductive properties due to the preservation of the original bovine cancellous bone matrix collagen and mineral composition, trabecular pattern and original porosity^{1,3}

2 Alternative to Autogenous Bone

- CopiOs Cancellous Particulate Xenografts have been reported to be a viable alternative to autogenous bone grafts^{1,4}
- Quick hydration

3 Tutoplast[®] Process

- Sterilized and preserved using the proprietary Tutoplast Process, CopiOs Cancellous Particulate Xenografts offer a high-quality option for successful bone regeneration¹
- Five year shelf-life and room temperature storage



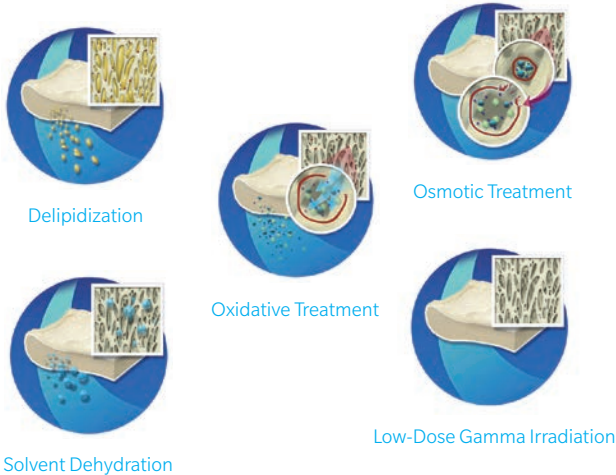
ZIMMER BIOMET
Your progress. Our promise.™

THE UNIQUE TUTOPLAST PROCESS

The proprietary Tutoplast Process assures a high standard of tissue safety and quality with minimal risk of disease transmission.⁵

The process preserves the valuable collagen matrix and tissue integrity while inactivating pathogens and gently removing unwanted materials, such as cells, antigens and viruses.^{3,5} The result is quality, biocompatible tissue.

For over 45 years, a variety of Tutoplast processed tissues have been successfully used in more than five million procedures.⁵



CASE REPORT

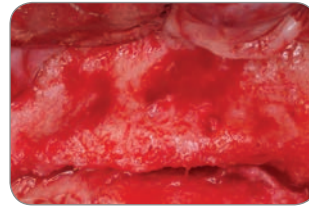


Fig. A Immediate implant placement.



Fig. B CopiOs Cancellous Particulate Xenografts packed around implant.



Fig. C Six months post-surgical.

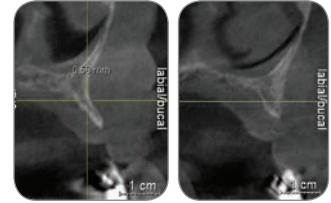


Fig. D Initial TAC (left) and TAC at six months (right).

Clinical photos. ©2012 Dr. Antonio Murillo, DDS. All rights reserved. Individual results may vary.

INDICATIONS FOR USE

- Regeneration of periodontal bone defects
- Regeneration of cavities between the alveolar wall and immediate implants
- Horizontal alveolar ridge augmentation
- Alveolar ridge augmentation at implant sites with sufficient residual bone and good blood supply

ORDERING INFORMATION

Description	Size of Particles	Volume	Item No.
CopiOs Cancellous Particulate Xenograft	0.25 mm–1 mm	0.5 cc	97200
CopiOs Cancellous Particulate Xenograft	0.25 mm–1 mm	1 cc	97201
CopiOs Cancellous Particulate Xenograft	0.25 mm–1 mm	2 cc	97202
CopiOs Cancellous Particulate Xenograft	1 mm–2 mm	0.5 cc	97210
CopiOs Cancellous Particulate Xenograft	1 mm–2 mm	1 cc	97211
CopiOs Cancellous Particulate Xenograft	1 mm–2 mm	2 cc	97212

1. Tudor C, Srour S, Thorwarth M, Wehrhan F, Stockmann P, Neukam FW et al. Bone regeneration in osseous defects – application of particulated human bovine materials. *Oral Surg Oral Med Oral Radiol Endod.* 2008;105:430-436.
2. Trentz OA, Hoerstrup SP, Sun LK, Bestmann L, Platz A, Trentz OL. Osteoblasts response to allogenic and xenogenic solvent dehydrated cancellous bone in vitro. *Biomaterials.* 2003;24:3417-3426.
3. Tadic D, Epple M. A thorough physicochemical investigation of 14 calcium phosphate based bone substitution materials in comparison to natural bone. *Biomaterials.* 2004;25:987-994.
4. Ploger M, Wolf HK, Schau I, von der Haar A. Rekonstruktion and Augmentation mittels eines kortikospongiösen Tutodent® CS Blocks. *BDIZ Konkret.* 2005;2:84-86.
5. Data on file with RTI Surgical, Inc.

Contact us at 1-800-342-5454 or visit zimmerbiometdental.com

Zimmer Biomet Dental
Global Headquarters
4555 Riverside Drive
Palm Beach Gardens, FL 33410
Tel: +1-561-776-6700
Fax: +1-561-776-1272

Unless otherwise indicated, as referenced herein, all trademarks are the property of Zimmer Biomet; and all products are manufactured by one or more of the dental subsidiaries of Zimmer Biomet Holdings, Inc. and marketed and distributed by Zimmer Biomet Dental and its authorized marketing partners. Tutoplast is a U.S. Registered trademark owned by Tutogen Medical GmbH. CopiOs Cancellous Particulate Xenografts are manufactured by RTI Surgical, Inc. For additional product information, please refer to the individual product labeling or instructions for use. Product clearance and availability may be limited to certain countries/regions. This material is intended for clinicians only and does not comprise medical advice or recommendations. Distribution to any other recipient is prohibited. This material may not be copied or reprinted without the express written consent of Zimmer Biomet Dental. ZB0151 REV B 05/19 ©2019 Zimmer Biomet. All rights reserved.

