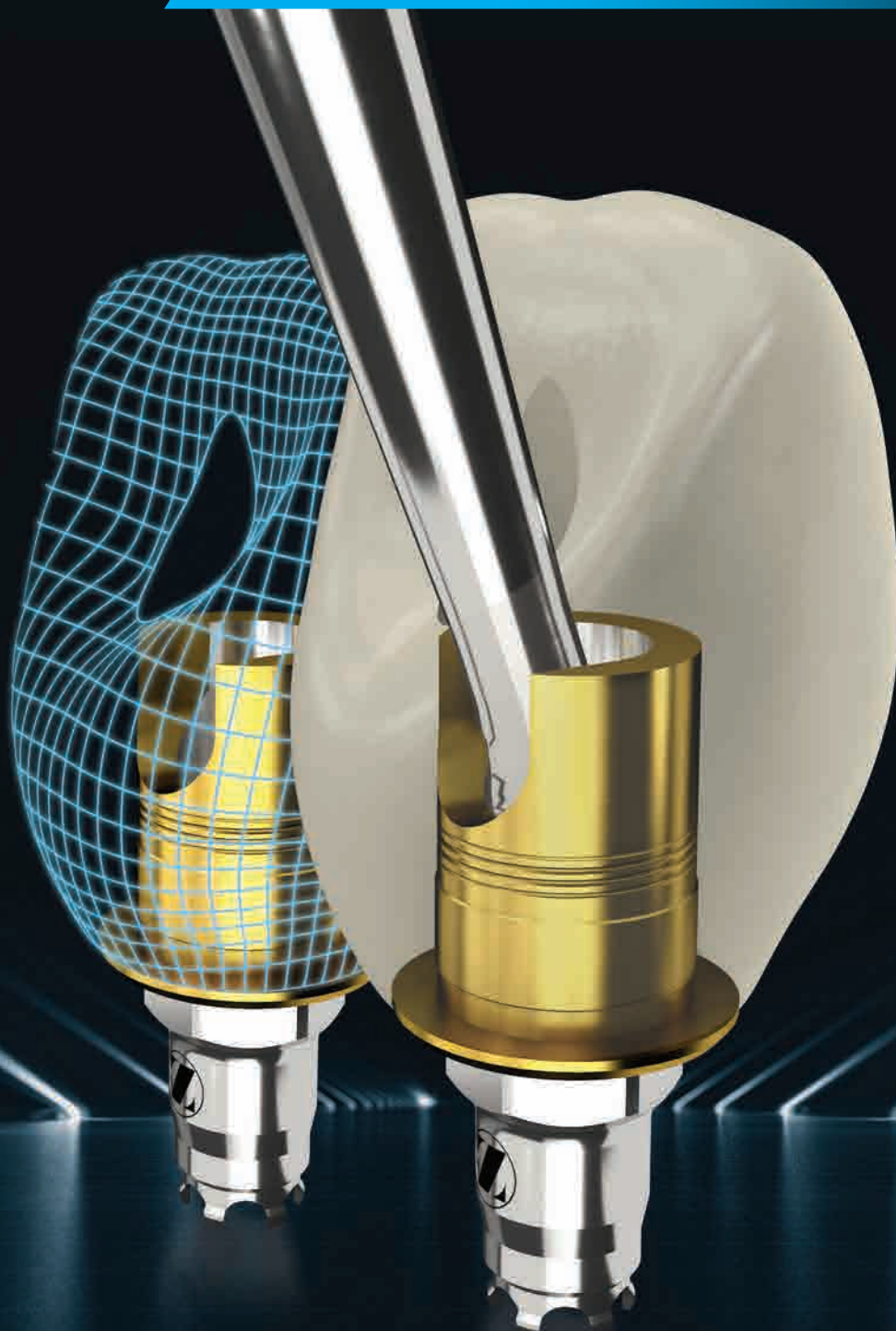


# Certain<sup>®</sup> BellaTek<sup>®</sup> Express And Flex Abutments

What Ti-Bases Were Meant To Be



# Design Features And Benefits

## Get Restorative Flexibility, Efficiency and Strength

Certain BellaTek Express and Certain BellaTek Flex are the original cement- or screw-retained abutments for angled screw access channel restorations for Zimmer Biomet Dental Certain Implants. Add efficiency to your CAD/CAM single- or multi-unit implant restorations workflow with the flexibility of adjusting the abutment at four different heights, and support with thicker abutment walls on wider implant platforms diameters.



### Unrivalled Flexibility

The Certain BellaTek Flex Abutment provides a unique 12 mm post for cases that demand taller heights with greater surface for bonding to the crown. Machined grooves on the abutment's post indicate height adjustments at 4.75, 7, 9 and 12 mm. Leave the abutment at 12 mm or cut it at one of the three indicated heights that best fits your case and digitally design the crown from the library files with the matching heights on your preferred software.



### Convenience Within Reach


The Certain BellaTek Express Abutment conveniently comes at 4.75 mm post height, providing efficiency for cases that do not require taller heights.

Unique Driver Tip Geometry  
For Angled Engagement



### Enabled Angles For Versatility

Place the Angled Screw Channel anywhere from 0 to 20° for improved aesthetics in anterior cases and for better access in challenging inter-arch spaces. Additionally, the Angled Channel Screwdriver is engineered to work with the existing Gold-Tite® Screw at the same torque values used on the straight screw access channel.




### Multi-Unit Cases Unlocked

The Certain BellaTek Express and Flex Abutments are also available for multi-unit cases. The non-engaging connection allows for the freedom of rotation ideal for making multi-unit bridges.




### Added Strength On Wider Platforms

Different than other Ti-base type abutments in the market, the post wall of Certain BellaTek Express and Flex Abutments thicken in wider platform diameters, providing additional support for larger restorations, thus mitigating restoration delamination.



**Screw Channel Slot**  
For Angled Driver Access  
Up To 20°

**Titanium Nitride Coating**  
Provides Improved Aesthetics  
Compared To Titanium  
Abutments



**Retention Grooves**  
For Simplified Cementation



**Anti-Rotation Notch**  
For Crown Seating On  
Single-Units



**OEM Product**  
The Certain Abutment Connection  
Fingers And Zimmer Biomet Logo  
Confirm The Use Of Original  
Manufacturer Parts

# BellaTek Encode<sup>®</sup> Workflow

## Optimization By Design<sup>®</sup>

### Take Full Advantage Of The BellaTek Encode Impression System Workflow

The BellaTek Encode Impression System is designed to streamline the treatment process for the surgeon, restorative clinician and laboratory by eliminating the need for implant level impressions. In addition, patients have a better experience and a beautiful aesthetic outcome as compared to traditional techniques using impression material and copings. Design and mill CAD/CAM single- and multi-unit restorations from BellaTek Encode Healing Abutments scans or impressions.

Library files for Zimmer Biomet Certain Lab Scan Bodies are also available. To download, access [www.zimmerbiometdental.com/libraryfiles](http://www.zimmerbiometdental.com/libraryfiles).



### BellaTek Encode Impression System Workflow Options:

1. Encode Empowered Laboratory (EELs): Through a non-exclusive license, the EELs have access to the BellaTek Encode Impression System Libraries and can receive a scan file or a scan of BellaTek Encode Healing Abutments for the CAD/CAM workflow.
2. Non-Encode Empowered Laboratory: Send a scan via 3Shape<sup>®</sup> software or stone model to Zimmer Biomet Dental for 3D model designing, printing and analog placement. The model will then be shipped with an analog and a Certain BellaTek Express or Flex Abutment.

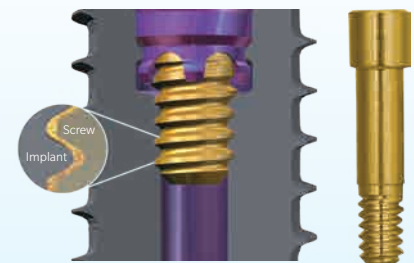
### Digital Laboratory Analogs for 3D Printed And Stone Models

Integrating with Certain BellaTek Express and Flex Abutments workflow, The Certain Digital Analogs are designed and manufactured to exact tolerances and specifications in order to accurately replicate implant placement in 3D printed or stone models.



### Gold-Tite Screw and SureSeal<sup>™</sup> Technology


Designed to reduce microleakage through exacting interface tolerances and maximized clamping forces, the proprietary Gold-Tite Screw surface lubrication allows the screw to rotate further compared to an uncoated screw, thereby increasing the clamping force and maximizing abutment stability.<sup>5\*</sup>



5. Byrne D, Jacobs S, O'Connell B, Houston F, Claffey N. Preloads generated with repeated tightening in three types of screws used in dental implant assemblies. J. Prosthodont. 2006 May-Jun;15(3):164-171.

\*Results of preclinical studies are not necessarily indicative of clinical outcome.


# Seamless BellaTek Encode Workflow for Laboratories



## 1 Send BellaTek Encode Case to Zimmer Biomet Dental

Send a BellaTek Encode case as either a stone model or a scan to Zimmer Biomet Dental

1



2

## 3D Printed Model

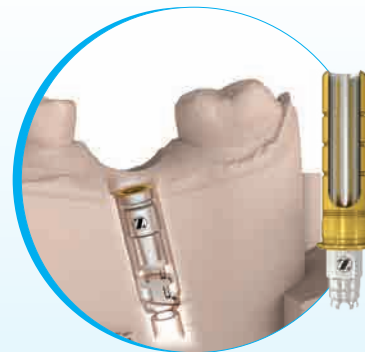
Zimmer Biomet Dental designs and 3D prints the model



3

## Model Ships with Digital Analog and Abutment of Choice

Printed model with digital analog ships with a Certain BellaTek Express or Flex Abutment




# Ordering Information



## Certain BellaTek Express and Flex Abutments

Seating Surface	Certain BellaTek Express		Certain BellaTek Flex	
	Hexed	Non-Hexed	Hexed	Non-Hexed
3.4 mm	IE351	IE352	IF3121	IF3122
4.1 mm	IE451	IE452	IF4121	IF4122
5 mm	IE551	IE552	IF5121	IF5122
6 mm	IE651	IE652	IF6121	IF6122

## BellaTek Encode Two-Piece Healing Abutments



Restorative Platform	Emergence Profile	Collar Height			
		3 mmH	4 mmH	6 mmH	8 mmH
3.4 mmD	3.8 mmP	IEHA343	IEHA344	IEHA346	IEHA348
	5 mmP	IEHA353	IEHA354	IEHA356	IEHA358
4.1 mmD	4.1 mmP	IEHA443	IEHA444	IEHA446	IEHA448
	5 mmP	IEHA453	IEHA454	IEHA456	IEHA458
	6 mmP	IEHA463	IEHA464	IEHA466	IEHA468
5 mmD	5.6 mmP	IEHA553	IEHA554	IEHA556	IEHA558
	6 mmP	IEHA563	IEHA564	IEHA566	IEHA568
6 mmD	6.8 mmP	IEHA663	IEHA664	IEHA666	IEHA668

## Angled Screw Channel Driver Tips

Length	Item No.
24 mm	ASCDT24
30 mm	ASCDT30



## Certain Internal Connection Digital Analogs

Seating Surface	Item No.
3.4 mm	IMMILA
4.1 mm	IILA20
5 mm	IILAW5
6 mm	IILAW6



Description	Item No.
Low Torque Indicating Ratchet Wrench Standard ISO 1797 Adapter	C9980



Contact us at 1-800-342-5454 or visit  
[zimmerbiometdental.com](http://zimmerbiometdental.com)

Zimmer Biomet Dental  
 Global Headquarters  
 4555 Riverside Drive  
 Palm Beach Gardens, FL 33410  
 Tel: +1-561-776-6700  
 Fax: +1-561-776-1272

Unless otherwise indicated, as referenced herein, all trademarks are the property of Zimmer Biomet; and all products are manufactured by one or more of the dental subsidiaries of Zimmer Biomet Holdings, Inc. and marketed and distributed by Zimmer Biomet Dental and its authorized marketing partners. 3Shape is a registered trademark of 3Shape A/S. Carbon is a registered trademark of Carbon3D, Inc. For additional product information, please refer to the individual product labeling or instructions for use. Product clearance and availability may be limited to certain countries/regions. This material is intended for clinicians only and does not comprise medical advice or recommendations. Distribution to any other recipient is prohibited. This material may not be copied or reprinted without the express written consent of Zimmer Biomet Dental. ZB0734 REV B 02/21 ©2021. Zimmer Biomet. All rights reserved.

