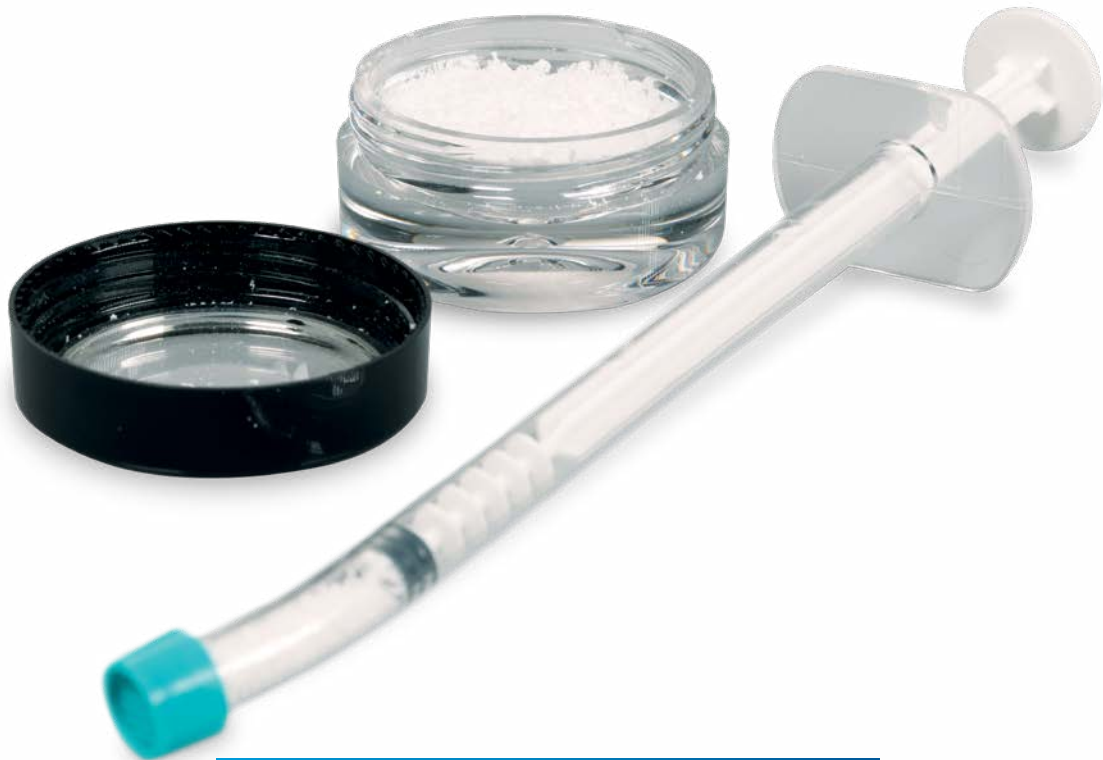


RegenerOss[®] Resorbable Xenograft



REGENERATIVE SOLUTIONS

1 Carbonate Apatite Bone Graft Substitute¹

RegenerOss Resorbable Xenograft is a porcine-derived carbonate apatite intended for bone repair and regeneration for oral surgical procedures.

3 Ideal Porous Osteoconductive Scaffold

The osteoconductive surface and porous structure of RegenerOss Resorbable Xenograft allow for new bone formation, both around and within the particle.

2 Creating The Right Environment²

RegenerOss Resorbable Xenograft is highly porous which allows in-growth of blood vessels that provide adequate supply of nutrients, delivery of cells and growth factors necessary for osseous tissue formation.

4 Easy To Use

Perforated cap is designed for easy hydration. Once fully hydrated remove cap and deliver product to defect sites.



ZIMMER BIOMET
Your progress. Our promise.[®]

RegenerOss Resorbable Xenograft

Porcine Anorganic Bone Mineral

BONE REPAIR AND REGENERATION FOR ORAL SURGICAL PROCEDURES

- Provides an osteoconductive scaffold for bone regeneration due to its anorganic, porous structure
- Ideal option for alveolar ridge reconstruction, maxillary sinus floor elevation, filling of periodontal defects (including infrabony defects and defects after root resection, cystectomy and filling of extraction sockets)

NATURAL BONE CARBONATE APATITE STRUCTURE

- Carbonate apatite demonstrates better osteoconductive potential than hydroxyapatite^{3,4,5}
- Resorption and remodeling profiles are closer to normal human bone than those of synthetic bone graft substitutes⁴

THE RIGHT ENVIRONMENT FOR BONE REGENERATION

- High porosity means that space is maintained for new bone deposition
- Surface roughness allows for cellular adhesion and bone in-growth⁶

Ordering Information:

Small Particles

Item Number	Description
ROXR05	RegenerOss Resorbable Xenograft, 250 - 1000 µm, 0.5 cc
ROXR10	RegenerOss Resorbable Xenograft, 250 - 1000 µm, 1.0 cc
ROXR20	RegenerOss Resorbable Xenograft, 250 - 1000 µm, 2.0 cc
ROXR40	RegenerOss Resorbable Xenograft, 250 - 1000 µm, 4.0 cc

Shelf-Life: Three (3) years

Large Particles

Item Number	Description
ROXRLG10	RegenerOss Resorbable Xenograft, 1000 - 2000 µm, 1.0 cc
ROXRLG20	RegenerOss Resorbable Xenograft, 1000 - 2000 µm, 2.0 cc

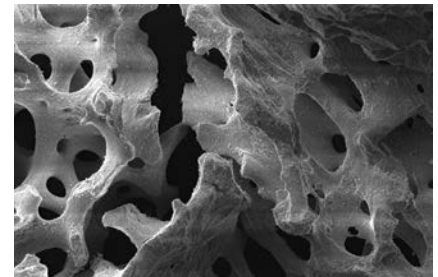
Shelf-Life: Three (3) years

Syringe Delivery - Small Particles


Item Number	Description
ROXRS025	RegenerOss Resorbable Xenograft, Syringe, 250-1000 µm, 0.25 cc
ROXRS05	RegenerOss Resorbable Xenograft, Syringe, 250-1000 µm, 0.5 cc

Shelf-Life: Two (2) years

SEM of RegenerOss Resorbable Xenograft



at x50



at x100

1. Data on file with Collagen Matrix, Inc.
2. Klenke FM1, Liu Y, Yuan H, Hunziker EB, Siebenrock KA, Hofstetter W. 2009. Impact of pore size on the vascularization and osseointegration of ceramic bone substitutes in vivo. J Biomed Mater Res A 85(3):777-86.
3. Spense G., Patel N., Brooks R., Rushton N. 2009. Carbonate Substituted Hydroxyapatite: Resorption by Osteoclasts Modifies the Osteoblastic Response. Journal of Biomedical Materials Research Part A.
4. Ellies LG, Carter JM, Natiella JR, Featherstone JDB, Nelson DGA. 1988. Quantitative Analysis of Early In Vivo Tissue Response to Synthetic Apatite Implants. J Biomed Mater Res 22:137-148.
5. Landi E., Celotti G., Logroscino G., Tampieri A. 2003. Carbonated Hydroxyapatite as Bone Substitute. Journal of the European Ceramic Society 23: 2931-2937.
6. Deligianni DD, Katsala ND, Koutsoukos PG, Missirlis YF, Effect of Surface Roughness of Hydroxyapatite on Human Bone Marrow Cell Adhesion, Proliferation, Differentiation and Detachment Strength. Elsevier Biomaterials 22 (2001) 87-96.

Contact us at 1-800-266-9920 or visit zimmerbiometdental.com

Zimmer Biomet Dental
Global Headquarters
4555 Riverside Drive
Palm Beach Gardens, FL 33410
Tel: +1-561-776-6700
Fax: +1-561-776-1272

ZB Dental India Pvt. Ltd.
904/905, A-Wing,
Damji Shamji Corporate Square,
Pant Nagar, Ghatkopar East,
Mumbai – 400075 (INDIA)
Tel.: +91-22-6901-3700
Email: customer-care.indiadental@zimmerbiomet.com

Unless otherwise indicated, as referenced herein, all trademarks are the property of Zimmer Biomet; and all products are manufactured by one or more of the dental subsidiaries of Zimmer Biomet Holdings, Inc. and marketed and distributed by Zimmer Biomet Dental and its authorized marketing partners. RegenerOss Resorbable Xenograft is manufactured by Collagen Matrix, Inc. (CMI). Collagen Matrix is not a subsidiary of Zimmer Biomet Dental. For additional product information, please refer to the individual product labeling or instructions for use. Product clearance and availability may be limited to certain countries/regions. This material is intended for clinicians only and does not comprise medical advice or recommendations. This material may not be copied or reprinted without the express written consent of Zimmer Biomet Dental. ZB0392IN_EN REV B 03/21 ©2021 Zimmer Biomet. All rights reserved.

